

# CHESNEYS

A LUXURY COLLECTION OF WOOD STOVES





# CONTENTS

## THE LUXURY STOVES COLLECTION

---

**03**

SHOULD I BUY A WOOD  
BURNING STOVE?

---

**05**

INTRODUCTION TO  
CHESNEYS WOOD BURNING  
STOVE COLLECTION

---

**06**

THE CONTEMPORARY  
WOOD BURNING STOVE  
COLLECTION

---

**26**

THE HERITAGE WOOD  
BURNING STOVE COLLECTION

---

**57**

WHAT MAKES A CHESNEYS  
STOVE SPECIAL

---

**58**

HOW TO GET THE BEST FROM  
A WOOD BURNING STOVE

---

**60**

CHOOSE THE COLOUR  
OF YOUR WOOD BURNING  
STOVE

---

**62**

TECHNICAL SPECIFICATIONS

---


**68**

GAS STOVES

---

**69**

BIOETHANOL STOVES



**AT CHESNEYS OUR GOAL  
IS TO LEAD THE WAY  
WITH CLEAN AND  
EFFICIENT COMBUSTION  
TECHNOLOGY**

# SHOULD I BUY A WOOD BURNING STOVE?

**YOU MAY BE WONDERING** whether you should buy a wood burning stove. Whether it's a responsible choice to make.

You've probably seen mixed messages in the media, with some commentators depicting stoves as major air polluters. While wood burning does produce emissions, so do industries, transportation, and domestic sources such as fire pits, bonfires, and open fires. The key difference is that modern wood stoves are designed and rigorously tested to remove most harmful emissions.

At Chesneys our goal is to lead the way with clean and efficient combustion technology, so you can enjoy the warmth and well-being that a stove provides, with a clear conscience.

This is why we decided to forgo some sales and eliminate multi fuel stoves from our range in 2022 so that we were not encouraging the burning of fossil fuels.

Questions about the future for wood burning stoves have been asked and there is a clear answer in the government's Environmental Improvement Plan, published in early 2023, which states that it is "not considering a ban on domestic burning in England but that measures should be implemented to drive a shift towards newer appliances which meet tough emissions standards."

We support this objective and are proud to be at the forefront of the movement to make stoves as clean as possible, so you can feel good about buying one.



LUXURY WOOD BURNING STOVES



# INTRODUCTION

## LUXURY WOOD BURNING STOVES

**OUR VISION FOR A NEW** generation of Chesneys wood burning stoves was that they should be Best in Class for Design, Performance and Emissions. This was the challenge we gave to our Research and Development team, and they have delivered.

Kieran Hegarty, a former Rolls-Royce engineer with a PhD in Combustion Science from Cambridge University and Sebastian Granville, a Design Engineer who joined us from Bentley Motors began this project 18 months ago, and following a relentless period of design, engineering, and testing, they have developed a new generation of stoves that are outstanding.

Our new stoves are driven by an entirely new combustion system, that is highly efficient and clean, exceeding current regulatory requirements to an unprecedented degree. We adopted the new BS16510 standard for our independent testing. This is due to replace the current BS13240 standard in June 2025 as part of the ongoing

drive for cleaner stoves and demands significantly lower levels of emissions. We have future proofed our new generation of stoves by ensuring that they meet these standards.

The performance of a wood burning stove is measured in extensive laboratory tests and the key indicators are how cleanly the stove burns and how efficiently it uses the fuel. Many of our new stoves have recorded efficiency ratings of up to 86% and emissions levels of just 0.7 grams per hour. To put this in context, current Ecodesign legislation requires 75% efficiency. The level of smoke emissions a DEFRA exempt appliance is permitted to produce is dependent on the output. The base level is set at 5g/h and for every 0.3kW it increases by 0.1g/h.

The results speak for themselves.

Welcome to our new collection of luxury wood burning stoves.

Chesneys Research and Development Team, Kieran Hegarty and Sebastian Granville, formerly of Rolls-Royce and Bentley respectively, have designed a range of stoves that combine outstanding engineering with luxury design.



# THE CONTEMPORARY STOVE COLLECTION

---

Whilst there is a stove in our Heritage Collection to appeal to most customers, we recognised that it was time to add some sleek new contemporary designs to our range.

From a design perspective we wanted this new collection to be minimalist, embracing a 'less is more' ethos but ensuring that wherever detail appears, it is meticulously conceptualised and executed. What constitutes "Good Design" will always be subjective, but we believe it should successfully combine functionality and aesthetics, and where possible, innovate. We hope that when you see the stoves in this collection, you'll agree that they meet this benchmark. Welcome to our new Contemporary Collection.

Sanctuary 5 WS stove shown with the Alderney Fire surround in Arabescato Corchia marble  
from Chesneys Special Materials collection of marble and stone

# THE SANCTUARY

---


WE NAMED THE STOVES IN THE CONTEMPORARY COLLECTION AFTER MUCH THOUGHT. WE CHOSE SANCTUARY BECAUSE IT REMINDED US THAT AS WELL AS PROVIDING AN INVITING FOCAL POINT FOR A GROUP OF PEOPLE, A STOVE IS ALSO THERE FOR THOSE QUIET REFLECTIVE MOMENTS WHEN YOU WANT TO SHUT OUT THE REST OF THE WORLD AND ENJOY SOME PEACE AND TRANQUILLITY

The Sanctuary 5 WS wood burning stove with brass door furniture and trim



CONTEMPORARY STOVE COLLECTION





**A HIDDEN  
TOUCH POINT  
OPENS THE  
STOVE DOOR,  
EMPHASISING  
ITS SIMPLE  
UNCLUTTERED  
LINES WITH  
THE ABSENCE  
OF A HANDLE**

The Sanctuary is available in both a free-standing form and with a log store base. Both share the same curvaceous door, large window, and a choice of steel or brass door furniture.

The sleek minimalist beauty of the design is emphasised by the absence of a handle for opening the stove door. We have designed a hidden touch point which facilitates this action and allows the door to open and close with the sound and feel normally associated with a luxury car door.

Sanctuary 5 WS/LS stove

**ANGLED REVEALS TO THE  
STOVE DOOR FRAME A  
LARGE VIEWING WINDOW.  
THE MINIMALIST APPEARANCE  
OF THE STOVE IS ENHANCED  
BY A DECORATIVE BAND IN  
EITHER BRASS OR STEEL  
AND A FINELY KNURLED AIR  
CONTROL LEVER**

CHESNEYS



CHESNEYS



# THE SOLSTICE

---

AN ELEGANT CYLINDRICAL WOOD STOVE WITH AN UNUSUALLY LARGE  
GLASS WINDOW, THE SOLSTICE 5 DELIVERS LOW LEVELS OF EMISSIONS  
AND HIGH LEVELS OF EFFICIENCY

The Solstice 5 WS/LS stove with log store



# **BEST IN CLASS FOR DESIGN, PERFORMANCE AND EMISSIONS**

Why Solstice? Because if you catch sight of our Solstice stove on the longest day of the Summer, we want you to take pleasure from its graceful appearance, and then, six months later, at the Winter Solstice, we hope that you will find it just as beautiful as you warm yourself in front of its mesmerising flames.

Solstice 5 WS/PED Pedestal stove



CONTEMPORARY STOVE COLLECTION



**THE SOLSTICE  
IS AVAILABLE  
ON A PEDESTAL  
BASE, A LOG  
STORE OR LOW  
LEVEL PLINTH**

The Solstice 5 is also available on a low base. It is shown here with The Victorian Corbel surround in Volakas marble from Chesneys Historical Collection, showing that a Contemporary design of stove can be successfully juxtaposed with a period surround.

Solstice 5 WS low level pedestal stove

# THE SERENDIPITY

---

THE SERENDIPITY 5 IS AN UNASHAMEDLY MINIMALIST DESIGN RELYING ON  
SIMPLICITY AND PERFECT PROPORTIONS TO ACHIEVE ITS EFFECT AND  
DELIVERING UNIQUELY LOW EMISSIONS AND HIGH LEVELS OF EFFICIENCY

The Serendipity 5 WS stove



CONTEMPORARY STOVE COLLECTION



**MAKING DESIRABLE DISCOVERIES  
IN UNEXPECTED PLACES IS JUST ONE  
DEFINITION OF SERENDIPITY**

**WE LIKED SERENDIPITY AS A  
NAME BECAUSE WHILST WE'RE WELL  
KNOWN FOR OUR RANGE OF  
TRADITIONAL STOVE DESIGNS,  
WE WOULDN'T BE THE FIRST PORT  
OF CALL FOR A CUTTING-EDGE  
CONTEMPORARY WOOD STOVE –  
UNTIL NOW**

Serendipity 5 WS stove is shown with the Gaumont Fire surround in Travertine  
from Chesneys Special Materials Collection of marble and stone

**THE SERENDIPITY  
STOVE EMBODIES  
THE 'LESS IS MORE'  
DESIGN ETHOS  
THAT INSPIRED  
CHESNEYS  
CONTEMPORARY  
COLLECTION**

The Serendipity 5 shares the same concealed door mechanism as The Sanctuary stove but has a concentrically fashioned air control lever at the base of the door.

It is available on a low base or raised on a log store.

Serendipity 5 WS/LS stove





# THE HERITAGE STOVE COLLECTION

---

In 2009 Chesneys launched its first range of wood burning stoves in collaboration with The National Trust. We designed a collection of stoves that had strong visual and aesthetic appeal, and which included Traditional, Classical, Retro, and modernist influences. Our engineers developed combustion technology that, at the time, was market leading in its efficiency.

We also decided that the widespread approach of offering any colour of stove providing it was black was to ignore customer needs and we found that for many of our new customers Sage Green, Atlantic Blue, and Parchment coloured stoves were what they wanted.

Today our Heritage Collection is as popular as ever. We've made some minor visual tweaks to accommodate technical advances over the years, but the biggest change has been the recent introduction of our new combustion technology, achieving levels of efficiency and emissions that place the range at the forefront of the stove industry.

# THE SALISBURY

---

THE MOST POPULAR STOVE IN OUR HERITAGE COLLECTION, THE APPEAL OF THE SALISBURY LIES IN ITS SIMPLE, UNCLUTTERED DESIGN, WHICH GIVES IT A TIMELESS TRADITIONAL QUALITY

The Salisbury 8WS MK3 wood burning stove shown with The Burlington Fire Surround in limestone from Chesneys Collection of Contemporary Fire surrounds



## **PERFECT FOR USE IN SMALLER ROOMS**

The Salisbury 4WS MK3, the smallest stove in the Salisbury Range, is ideal for those cosy rooms where a little less heat is required. As with all the Salisbury stoves, a distinctive and much admired feature is the beautifully faceted steel handle which catches the light from the flames.

The Salisbury 4WS MK3 is shown with the Devonshire Limestone surround from Chesneys Contemporary Collection of Fire surrounds.



**THE SALISBURY 5WS  
MK3 IS OUR MOST  
POPULAR STOVE.  
ITS SCALE AND HEAT  
OUTPUT MAKE IT THE  
PERFECT CHOICE FOR  
MANY ROOMS**



The Salisbury 5 WS MK3 is also available with a log store base.

Incorporating new combustion technology, driving an efficiency rating of 86.4% and remarkably low smoke emissions of only 0.7 grammes of smoke per hour, its energy and environmental credentials are unrivalled.

In its new form the Salisbury 5 also has a hidden soft closing door mechanism which allows the door to open and close without the turn of a door handle. The beautifully faceted handle that has always been a key aspect of the Salisbury design has been retained as a purely decorative feature.

The Salisbury 5 WS MK3 is shown opposite with The Langley in statuary marble from Chesneys Historical Collection of Fire Surrounds.





## HERITAGE STOVE COLLECTION

In its recently updated form, the Salisbury 8kw stove boasts outstanding levels of efficiency and extremely low emissions but otherwise little has changed from the stove that was launched to widespread acclaim 15 years ago

The Salisbury 8 WS stove is available in two forms; as a standard single aspect stove and as a double-sided stove creating the opportunity for two adjoining rooms to share the heat and welcoming ambience that the stove generates.

*Opposite* The Salisbury 8 WS double sided stove shares its heat and warm glow with both a kitchen area and a Living Room and is pictured inside The Clandon, a limestone fire Surround from Chesneys Historical Collection.





**THE SALISBURY 12WS  
IS THE MOST  
POWERFUL STOVE  
IN THE ENTIRE  
CHESNEYS RANGE**

IT HAS A HUGE BURNING AREA AND VIEWING  
GLASS AND WITH AN OUTPUT OF 11KW, WE'VE  
YET TO FIND A ROOM IT WON'T HEAT!

LARGE ENOUGH TO ACCOMMODATE AN 18"  
LOG, ITS HEAT OUTPUT IS PRODIGIOUS

The Salisbury 12 WS

# THE BEAUMONT

---

THE CLASSICAL STYLING OF THE BEAUMONT OWES MUCH TO CHESNEYS HISTORY AS A DEALER IN ANTIQUE CHIMNEYPICES AND A FAMILIARITY WITH ARCHITECTURAL FORM

THE BEAUMONT FEATURES ELEGANT SWEPT CABRIOLE LEGS AND A CLASSICALLY CORNICED TOP TIER ABOVE A LARGE GLASS VIEWING AREA

The Beaumont 8 series MK3 is finished in Autumn leaf paint and shown with The Burlington limestone surround from Chesneys Contemporary collection of fire surrounds



HERITAGE STOVE COLLECTION



## **UNIQUELY CLASSICAL FEATURES AND PROPORTIONS**

The smallest stove in the Beaumont range includes all the finely detailed features that make it a suitable choice for even the most formal of rooms.

The Beaumont 4WS MK3 is shown with the Wren collection in Limestone from Chesneys Contemporary collection of fire surrounds.

## THE SCALE AND PERFORMANCE OF OUR HERITAGE STOVES HAVE BENEFITED FROM THE RECENT INTRODUCTION OF NEW COMBUSTION TECHNOLOGY

The Beaumont 5 WS stove has been re-designed from top to bottom. It still retains its distinctive architectural features, but it is taller now than before, and has Chesneys' unique new soft touch closing mechanism.

Its performance is outstanding, recording efficiency levels of over 86% and emissions of only 0.7 grammes of smoke per hour, making it one of the cleanest and most efficient stoves on the market.

The Beaumont 5 WS MK3 is shown with The Clandon in Limestone from Chesneys Historical Collection of Fire surrounds.





## HERITAGE STOVE COLLECTION

As with every stove in Chesneys entire range, The Beaumont 8 WS MK3 wood burning stove is DEFRA exempt for use in smoke control areas, which means it can be safely and legally used to burn logs in all major cities and towns throughout the UK.

The Beaumont 8 WS MK3 is shown with The Madison Limestone surround from Chesneys Contemporary collection of Fire Surrounds.

**WITH ITS ELEGANT AND REFINED APPEARANCE,  
THE BEAUMONT 8 STOVE WILL LOOK AT HOME  
IN THE MOST SOPHISTICATED OF INTERIORS**



# THE SHOREDITCH

---

THE DESIGN OF THE SHOREDITCH WAS ORIGINALLY INSPIRED BY DETAIL SEEN  
IN A MODERNIST NATIONAL TRUST PROPERTY IN HAMPSTEAD, LONDON

The Shoreditch 8 WS MK3 in silver finish



HERITAGE STOVE COLLECTION



**THE CLEAN, UNCLUTTERED LINES  
OF THE SHOREDITCH ALLOW IT TO SIT  
COMFORTABLY IN A WIDE RANGE OF  
ROOM STYLES, MAKING IT ONE OF THE  
MOST VERSATILE DESIGNS IN THE  
HERITAGE COLLECTION**

The Shoreditch 4WS MK3 is shown with the Metro in Limestone from Chesneys Contemporary collection of fire surrounds. With its economic design and simple door handle, The Shoreditch 4 scales down very effectively to suit a smaller room that requires less heat.

## HERITAGE STOVE COLLECTION



The Shoreditch 5 WS LS is also available raised above a generous log store base.

In its re-designed form, The Shoreditch has a narrower band of steel framing the glass window, allowing an improved view of the fire, and is taller and deeper to accommodate a larger fire box which delivers outstanding efficiency and emissions. It also incorporates Chesneys' new soft touch door mechanism.

The Shoreditch 5 WS MK3 shown opposite in silver finish with The Manhattan Classic surround shown in Antalyan Lilac Marble, quarried in the Taurus Mountains of Turkey, from Chesneys Contemporary Collection of fire surrounds.

**THE SHOREDITCH DEMONSTRATES ITS VERSATILITY,  
SITTING COMFORTABLY IN THE MOST TRADITIONAL  
OF INTERIORS**



# THE ALPINE

---

A STOVE LIKE NO OTHER, THE ALPINE SHINES BRIGHTLY AS A UNIQUE AND  
EYE-CATCHING MODEL IN OUR HERITAGE COLLECTION OF STOVES

The Alpine 4WS MK3 with The Wren Bolection limestone surround from Chesneys  
Contemporary Collection of fire surrounds



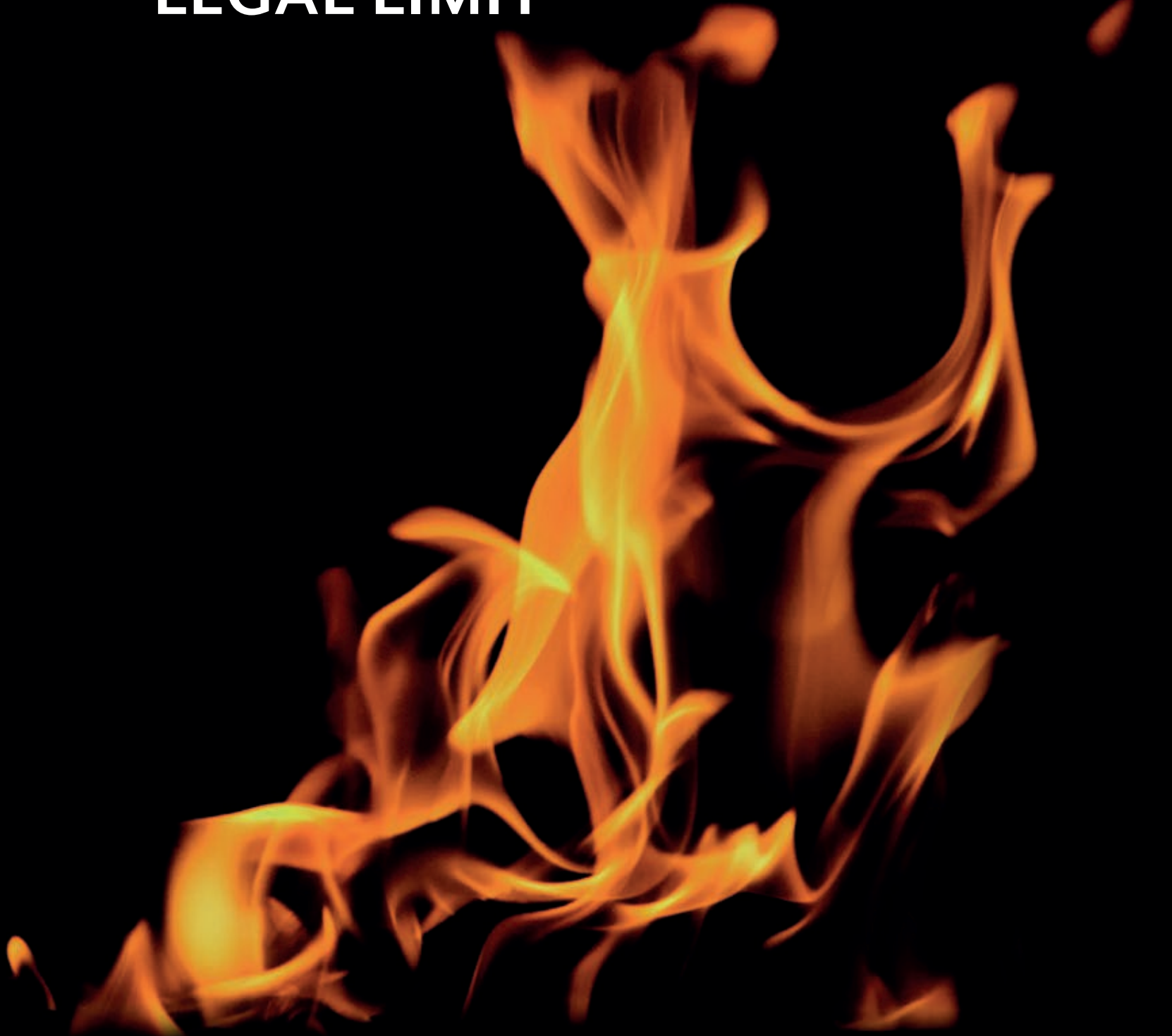


**IT'S DIFFICULT TO  
THINK OF A STOVE  
THAT MAKES  
MORE OF A DESIGN  
STATEMENT THAN  
THE ALPINE**



**EFFICIENCY LEVELS  
OF 86%**

**EMISSIONS THAT  
ARE TEN TIMES  
LOWER THAN THE  
LEGAL LIMIT**



# WHAT MAKES A CHESNEYS STOVE SPECIAL

HERE ARE SOME OF THE FEATURES THAT SET OUR STOVES APART FROM THE REST



## EASE OF USE

We want our stoves to be easy to use and to maintain. They all light easily and quickly and are designed with a single air control lever which is highly responsive in delivering the air required for a roaring fire or a slow lazy burn. They have a very effective airwash system which ensures that the glass remains clean even when the stove is running slowly with a single log burning.

We have made the fuel bed as deep as possible so that the ash needs to be emptied less frequently than it does with many other stoves and there is minimal ash spillage onto the hearth. We have also designed the fire chamber in a way that means it is simple to replace consumable components such as fire bricks and baffles.

## LOW EMISSIONS

You can't buy a cleaner, more eco-friendly stove than one of ours. Our stoves are 'exempt appliances', which means they are DEFRA exempt for installation in smoke control areas, such as towns and cities. They also meet the efficiency standards

prescribed by Eco-design 2022 legislation and the independently administered ClearSkies scheme. However, the performance of the majority of our stoves exceeds the requirements of all these schemes to an unprecedented degree, recording smoke emissions of only 0.7 grammes per hour, bettering the average level of smoke emissions of 6.7 grammes for DEFRA approved appliances by a huge margin.

## CONVECTIVE STOVES PROVIDING OUTSTANDING PERFORMANCE

In tests our Sanctuary and Serendipity stoves achieved superlative efficiency ratings of 86.4% and even our cylindrically shaped Solstice stove with its huge glass window registered 75.2%. These three stoves and all other models in our range provide both radiant and convective heat. The heat is drawn through an intelligent ducted system via a second skin that wraps around the stove chamber extracting maximum heat and emitting it from the front of the stove for optimal effect.

We also include a secondary heat shield as a standard feature of the majority of our stoves. This improves distance to combustibles at the rear of the stove and enhances the convected heat that the stove delivers into the room, ensuring warmth throughout and no cold spots. We construct our stoves using steel and cast iron as this combination produces the best performance restricting the ingress of air which can occur over time with a cast iron stove as the separate panels move, impacting its efficiency.

## EASE OF INSTALLATION

The safe distance to combustibles can often be a challenge in the installation of a stove where there is limited space available. Our stoves lose relatively little

heat to the sides and the rear which means that they can be safely installed when many other stoves cannot. We also equip our stoves with a flue draught test point. This enables the installer to easily check whether the flue is drawing effectively, and the stove will perform efficiently.

Most stoves in the Chesneys range come with a dedicated external air kit as standard, which can be connected to the outside of the property if additional ventilation is required. This means that all the air that is required by the stove for both combustion and refuelling can be drawn from the outside. Where a stove is to be installed in a homebuilt after 2008 additional ventilation is required due to the air tightness of the property and this is provided for by the direct air kit found in every Chesneys stove.

## UNIQUE DOOR MECHANISM

We have introduced a genuinely innovative feature into a number of the stoves in both our contemporary and Heritage collections. We focused on the door handle mechanism as this is the moving part of any stove that is most susceptible to wear and tear. We replaced the traditional handle with a hidden touch point for opening and closing the door, simplifying the mechanics, enhancing longevity, and giving the design a sleek minimalist look.

## RELIABILITY

Our stoves are built to last. Constructed with the very best cast iron components, heavy gauge steel and the toughest ceramic glass, a Chesneys stove will provide a safe and dependable source of heat for many years. All come with a ten year guarantee on the body and twelve month guarantee on non-consumable parts, providing the purchaser registers the necessary warranty online.

# HOW TO GET THE BEST FROM A WOOD BURNING STOVE



Using and maintaining a stove in the correct way will contribute to its efficiency and longevity and maximise the beneficial effect that its use will have on the environment.

## FUEL

It is essential that you burn seasoned dry firewood with a moisture content of less than 20%. Burning wet wood will adversely affect the performance of your stove, creating tar deposits in the chimney and causing the glass in the stove door to blacken. Use of a moisture meter will allow you to check that the moisture content of any wood that you are intending to purchase is satisfactory.

If you are supplying your own firewood, it should be stored for at least a year after cutting and splitting to enable it to dry out. Storage should be in a dry well aired location. Hardwood will generally burn for longer than softwood and the latter will make better kindling as it lights easily. Sources of wood such as decking, fencing, demolition materials, painted or treated wood, driftwood or rubbish should under no circumstances

be used as fuel for your stove. See The National Energy Foundation website ([www.nef.org.uk/logpile](http://www.nef.org.uk/logpile)) for a database of wood fuel suppliers.

We would strongly recommend that for environmental reasons wood is used as the fuel for your stove.

## CHIMNEY DRAUGHT

A good chimney draught is essential if you are to obtain the optimum performance from your stove. There are many variable factors that affect the performance of a chimney and your local Chesneys stockist will be able to advise you on the suitability of your chimney for use with a stove. If you do not have a chimney it is possible to have a prefabricated chimney system installed. It is important that you have your chimney cleaned once a year by a NACS (National Association of Chimney Sweeps) registered sweep.

We strongly recommend that your stove is installed with a flue liner as this will ensure maximum efficiency and that there is no carbon monoxide leakage from your chimney.

## MAINTENANCE

The door seals of the stove should be regularly checked to ensure that there is an airtight seal. If the sealing rope is not intact it will result in draughts entering the stove which affect its combustion efficiency. The fireproof bricks that line the stove should also be checked for signs that they may be starting to crumble. It is acceptable for cracking to be seen but not disintegration of the bricks as this will reduce the insulation in the firebox leading to low temperatures and inefficient combustion.

## PROVISION OF VENTILATION

All stoves require air for combustion. To comply with Building Regulations (Document J 2010) any stove with a maximum heat output of over five kilowatts will require its own dedicated supply of air by means of an air vent. The 5WS, 8WS and 12 series wood burning stoves come fitted with an air kit which draws all the air for combustion and refuelling from outside, for a room-sealed appliance.

## INSTALLATION

Your stove and flue must be installed by a member of a government approved Competent Person Scheme that is authorised to install solid fuel and wood burning appliances, such as HETAS. HETAS is the governing body for the installation of wood burning and solid fuel appliances and its approved installers have all completed the training course necessary to obtain accreditation.





# CHOOSE THE COLOUR OF YOUR WOOD STOVE






When we launched our original Heritage Collection of stoves in association with The National Trust it was very difficult to find a coloured stove. We first introduced Parchment as an alternative to black and soon added four other colour ways as it became clear that many of our customers wanted a stove that matched their room design. Today our coloured stoves are as popular as ever and we are pleased to offer both our Contemporary and Heritage collections in five attractive colours.



Serendipity 5 WS stove in Atlantic Blue. Shown with The Walton Fire Surround in Volakas marble from Chesneys Contemporary Collection of Fire Surrounds.

## COLOURS

---







Please note that not all models are available in all colours from stock, and some are to order with a slightly longer lead time for supply.



Sanctuary 5 WS stove in Sage Green with brass door furniture. Shown with The Wren Bolection Fire Surround in Limestone from Chesneys Contemporary Collection of Fire Surrounds.

# CONTEMPORARY STOVE SPECIFICATIONS

MODEL	HEAT RANGE FROM	NOMINAL HEAT OUTPUT	NET EFFICIENCY	CLEARANCE TO COMBUSTIBLES
<b>Sanctuary 5 WS/LS</b> 	3.5kW – 7kW	4.9kW	86.4%	Rear 200mm (100mm if using an insulated flue) Sides 400mm
<b>Sanctuary 5 WS</b> 	3.5kW – 7kW	4.9kW	86.4%	Rear 200mm (100mm if using an insulated flue) Sides 400mm
<b>Serendipity 5 WS/LS</b> 	3.5kW – 7kW	4.9kW	86.4%	Rear 200mm (100mm if using an insulated flue) Sides 400mm
<b>Serendipity 5 WS</b> 	3.5kW – 7kW	4.9kW	86.4%	Rear 200mm (100mm if using an insulated flue) Sides 400mm

**Height** 807mm  
**Width** 480mm  
**Depth** 390mm

**Height** 652mm  
**Width** 480mm  
**Depth** 390mm


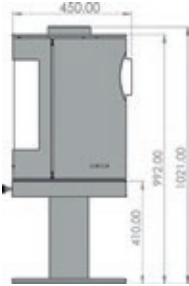
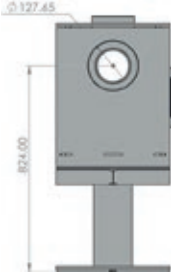
**Height** 810mm  
**Width** 492mm  
**Depth** 385mm




**Height** 655mm  
**Width** 492mm  
**Depth** 385mm


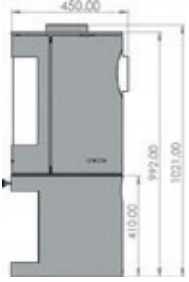

**FLUE OUTLET** 127mm

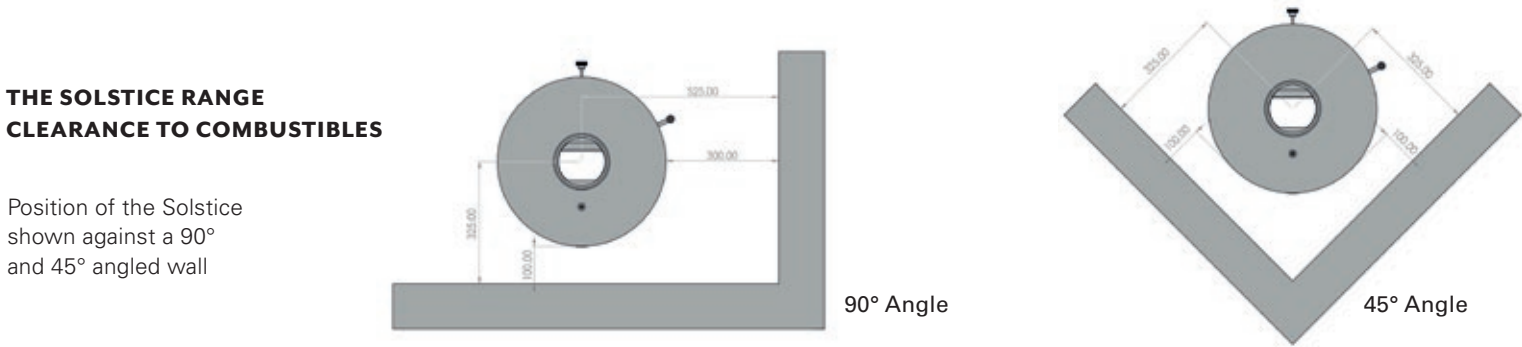
Minimum recommended flue height 3m with flue draught of 12 pascals inside the flue or 9 pascals at the test point at the top of the flue.

MODEL	HEAT RANGE FROM	NOMINAL HEAT OUTPUT	NET EFFICIENCY
-------	-----------------	---------------------	----------------

<p><b>Solstice 5 WS-PED</b></p>  <p><b>Height</b> 992mm <b>Width</b> 450mm <b>Depth</b> 450mm</p>	<p>3.5kW – 7kW</p>	<p>4.8kW</p> 	<p>75.2%</p> 
--	--------------------	--	--

<p><b>Solstice 5 WS-LOW</b></p>  <p><b>Height</b> 724mm <b>Width</b> 450mm <b>Depth</b> 450mm</p>	<p>3.5kW – 7kW</p>	<p>4.8kW</p> 	<p>75.2%</p> 
--	--------------------	--	--

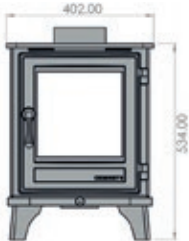


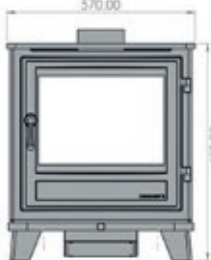
<p><b>Solstice 5 WS/LS</b></p>  <p><b>Height</b> 992mm <b>Width</b> 450mm <b>Depth</b> 450mm</p>	<p>3.5kW – 7kW</p>	<p>4.8kW</p> 	<p>75.2%</p> 
---	--------------------	--	--



**FLUE OUTLET** 127mm


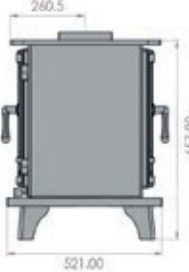



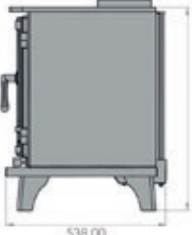
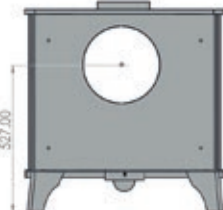
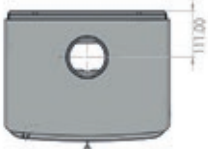

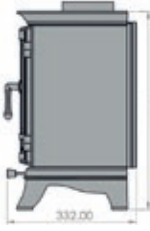
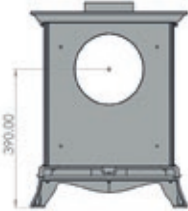
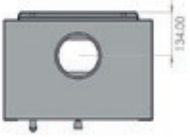

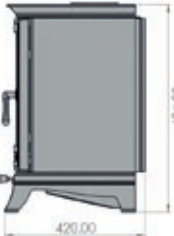
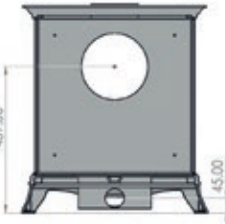

Minimum recommended flue height 3m with flue draught of 12 pascals inside the flue or 9 pascals at the test point at the top of the flue.

# HERITAGE STOVE SPECIFICATIONS

MODEL	HEAT RANGE FROM	NOMINAL HEAT OUTPUT	NET EFFICIENCY	CLEARANCE TO COMBUSTIBLES
<b>Salisbury 4WS MK3</b> 	2.5kW – 5kW	4.4kW	85.2%	Rear 100mm (50mm if using an insulated flue) Sides 400mm
<b>Salisbury 5WS MK3</b> 	3.5kW – 7kW	4.9kW	86.4%	Rear 200mm (100mm if using an insulated flue) Sides 400mm
<b>Salisbury 5WS LS MK3</b> 	3.5kW – 7kW	4.9kW	86.4%	Rear 200mm (100mm if using an insulated flue) Sides 400mm
<b>Salisbury 8WS MK3</b> 	5kW – 9.5kW	7.4kW	83.2%	Rear 150mm (50mm if using an insulated flue) Sides 400mm

**FLUE OUTLET** 127mm

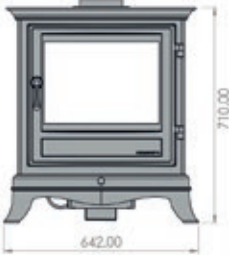



Minimum recommended flue height 3m with flue draught of 12 pascals inside the flue or 9 pascals at the test point at the top of the flue.

MODEL	HEAT RANGE FROM	NOMINAL HEAT OUTPUT	NET EFFICIENCY	CLEARANCE TO COMBUSTIBLES
<b>Salisbury 8WS Dbl</b> 	5kW – 9.5kW	8.1kW	77.6%	Sides 400mm
<b>Height</b> 657mm <b>Width</b> 570mm <b>Depth</b> 521mm				
<b>Salisbury 12WS</b> 	5.5kW – 11.5kW	10.6kW	75.9%	Rear 500mm Sides 400mm
<b>Height</b> 660mm <b>Width</b> 684mm <b>Depth</b> 538mm				
<b>Beaumont 4WS MK3</b> 	2.5kW – 5kW	4.4kW	85.2%	Rear 100mm (50mm if using an insulated flue) Sides 400mm
<b>Height</b> 552mm <b>Width</b> 456mm <b>Depth</b> 332mm				
<b>Beaumont 5WS MK3</b> 	3.5kW – 7kW	4.9kW	86.4%	Rear 200mm (100mm if using an insulated flue) Sides 400mm
<b>Height</b> 624mm <b>Width</b> 560mm <b>Depth</b> 420mm				

**FLUE OUTLET** Salisbury 8WS Dbl & 12WS Flue outlet 150mm : Beaumont models Flue outlet 127mm

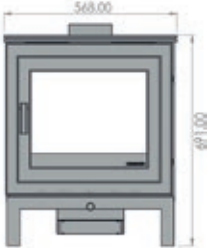

Minimum recommended flue height 3m with flue draught of 12 pascals inside the flue or 9 pascals at the test point at the top of the flue.

# HERITAGE STOVE SPECIFICATIONS CONT.

MODEL	HEAT RANGE FROM	NOMINAL HEAT OUTPUT	NET EFFICIENCY	CLEARANCE TO COMBUSTIBLES
<b>Beaumont 8WS MK3</b>  <p><b>Height</b> 710mm <b>Width</b> 642mm <b>Depth</b> 415 mm</p>	5kW – 9.5kW	7.4kW	83.2%	Rear 150mm (50mm if using an insulated flue) Sides 400mm
<b>Shoreditch 4WS MK3</b>  <p><b>Height</b> 543mm <b>Width</b> 398mm <b>Depth</b> 320mm</p>	2.5kW – 5kW	4.4kW	85.2%	Rear 100mm (50mm if using an insulated flue) Sides 400mm
<b>Shoreditch 5WS MK3</b>  <p><b>Height</b> 663mm <b>Width</b> 492mm <b>Depth</b> 382mm</p>	3.5kW – 7kW	4.9kW	86.4%	Rear 200mm (100mm if using an insulated flue) Sides 400mm
<b>Shoreditch 5WS LS MK3</b>  <p><b>Height</b> 818mm <b>Width</b> 492mm <b>Depth</b> 382mm</p>	3.5kW – 7kW	4.9kW	86.4%	Rear 200mm (100mm if using an insulated flue) Sides 400mm

**FLUE OUTLET** Flue outlet 127mm

Minimum recommended flue height 3m with flue draught of 12 pascals inside the flue or 9 pascals at the test point at the top of the flue.

MODEL	HEAT RANGE FROM	NOMINAL HEAT OUTPUT	NET EFFICIENCY	CLEARANCE TO COMBUSTIBLES
<p><b>Shoreditch 8WS MK3</b></p>  <p> <b>Height</b> 691mm  <b>Width</b> 568mm  <b>Depth</b> 401mm                 </p>	5kW – 9.5kW	7.4kW	83.2%	Rear 150mm (50mm if using an insulated flue) Sides 400mm
<p><b>Alpine 4WS MK3</b></p>  <p> <b>Height</b> 586mm  <b>Width</b> 410mm  <b>Depth</b> 307mm                 </p>	2.5kW – 5kW	4.4kW	85.2%	Rear 100mm (50mm if using an insulated flue) Sides 200mm

**FLUE OUTLET** Flue outlet 127mm

Minimum recommended flue height 3m with flue draught of 12 pascals inside the flue or 9 pascals at the test point at the top of the flue.

# GAS STOVES

---

Chesneys also offer a collection of gas stoves. These are as close to a real fire as you can get, offering the beauty and warmth of a log fire with a convenient flick of a switch. Our gas fires emulate the appearance of a real fire with mesmerizing flame patterns, individually hand painted logs and a deep life like glow.

Please refer to our website for full technical specifications for our range of Gas Stoves



The Salisbury Gas stove is shown with The Limestone Metro from Chesneys Contemporary Collection of Fire Surrounds

# BIOETHANOL STOVES

---

Clean and easy to install, a Chesneys bioethanol stove is a great alternative to wood or gas, burning fuel extracted from plants in a 100% energy efficient process. A bioethanol stove can be installed without a working flue or chimney. The only requirement is that an electricity supply is available.

The Chesneys Bioethanol stove sets a new standard for ethanol appliances. Unique features include a patented combustion process that allows a burn time of 11 hours without the need to re-fuel, automatic ignition, full remote control, an odourless burn and a heat output of 3.5 Kw.

Please refer to our website for full technical specifications for our range of Bioethanol Stoves



The Salisbury Bioethanol stove is seen with The Classic Victorian limestone surround from Chesneys Historical Collection of Fire surrounds

**A STOVE FROM THE  
CHESNEYS LUXURY STOVE  
COLLECTION WILL PROVIDE  
A CLEAN, EFFICIENT AND  
DEPENDABLE SOURCE OF  
HEAT FOR YOUR HOME FOR  
MANY YEARS**

# CHESNEYS

## LOCATIONS

Our showrooms all display a comprehensive range of our stoves and fireplaces.

### CHELSEA DESIGN STUDIO

570 Kings Road,  
London SW6 2DY

Telephone 020 7627 1410  
Email [sales@chesneys.co.uk](mailto:sales@chesneys.co.uk)

### BATTERSEA

194-196 Battersea Park Road,  
London SW11 4ND

Telephone 020 7627 1410  
Email [sales@chesneys.co.uk](mailto:sales@chesneys.co.uk)

### HAMPSTEAD

465-467 Finchley Road,  
London NW3 6HS

Telephone 020 7627 1410  
Email [sales@chesneys.co.uk](mailto:sales@chesneys.co.uk)

### ST ALBANS

70 London Road,  
St Albans AL1 1NG

Telephone 020 7627 1410  
Email [sales@chesneys.co.uk](mailto:sales@chesneys.co.uk)

All showrooms are open  
Monday to Friday 9:00am – 5:30pm  
Saturday 10:00am – 5:00pm  
St Albans and Hampstead closed on Fridays  
Closed Bank Holidays.

For details of UK nationwide stockists:

Telephone 0844 880 5375  
Fax 0844 376 0046

[www.chesneys.co.uk](http://www.chesneys.co.uk)

Chesneys pursues a policy of continuing improvement in design and performance of its products. The right is therefore reserved to vary specifications without notice.

© CHESNEYS 2024 Vol 2

---

Scan the QR Code to Download our Brochure



Open the camera  
on your phone



Aim it at the  
QR Code



Tap the link  
that appears



Enjoy

CHESNEYS